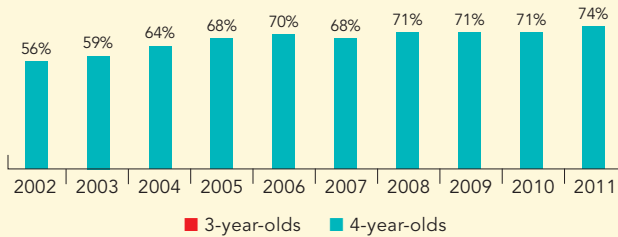
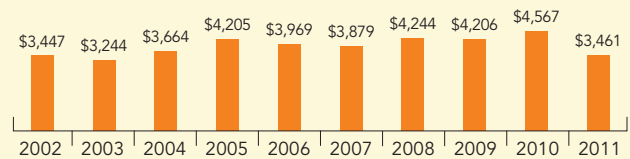


# Oklahoma

PERCENT OF STATE POPULATION ENROLLED



STATE SPENDING PER CHILD ENROLLED (2011 DOLLARS)



In 1980, Oklahoma established the Early Childhood Four-Year-Old Program, a pilot preschool education program, with the goal of eventually serving all 4-year-olds in the state. In 1990, the program received statewide funding, though enrollment was limited to those 4-year-olds who were eligible for the federal Head Start program. Districts were allowed to provide the program to additional 4-year-olds through local funds or tuition if they chose. Oklahoma became the second state in the nation to offer free, voluntary access to preschool programs for all 4-year-olds in 1998. Over the years, enrollment in the Early Childhood Four-Year-Old Program has steadily increased. Currently, the program is offered in 98 percent of school districts.

Public school districts receive funding for the Early Childhood Four-Year-Old Program through the state's school finance formula. Districts are reimbursed with a per-pupil rate calculated using weights determined by the age of the child and the length of the program day. Districts may subcontract with other classroom providers by placing public school teachers in community-based programs, child care centers, and Head Start program settings. Children receiving services in these collaborative sites are considered public school enrollees and receive the same services as children in public school settings. In the 2010-2011 program year, nearly 4,000 students were served through collaboration programs. This program has been evaluated for program impact/child outcomes in several studies since 2004, including a 2008 effectiveness study, and an ongoing longitudinal study by Georgetown University on the impacts of pre-K.

While the state does not provide specific funding for 3-year-olds, some Oklahoma school districts offered classroom programs for these younger students. Through a combination of funding sources, including Title I, Head Start, special education, and general funds, 2,238 3-year-olds were served in pre-K classrooms during the 2010-2011 school year. In the 2006-2007 school year, the state also launched the Pilot Early Childhood Program. The Oklahoma state Board of Education established rules and regulations for this program, though funding comes from both public and private sources. This program provides services year-round to at-risk children from birth through age 3. Enrollment is expanded each year and the program served 1,099 3-year-olds in the 2010-2011 school year. The five-year pilot ended in 2010-2011 school year. A new term began in the 2011-2012 school year using yearly contracts with the Community Action Project of Tulsa County. Another program, the Early Childhood Expansion Project, uses public and private funding to serve children in this age range. As of the 2011-2012 school year, there are 26 classrooms serving 314 children from birth through age 4. Oklahoma also supplements the federal Head Start program providing \$2,191,700 in state funds to the program in fiscal year 2011 for extended-day and additional services.

In the 2011 Oklahoma state legislative session, a new law was enacted, overhauling the state's former Reading Sufficiency Act. The law is designed to ensure that all students are reading on grade level by the end of third grade and focuses on early intervention for children in pre-K. Specific requirements include conducting a series of assessments, reviewing literacy instruction in kindergarten through third grade, and providing intensive interventions (including an individualized reading plan and ongoing progress monitoring) to those students identified as having a reading deficiency.

ACCESS RANKINGS	
4-YEAR-OLDS	3-YEAR-OLDS
2	None Served

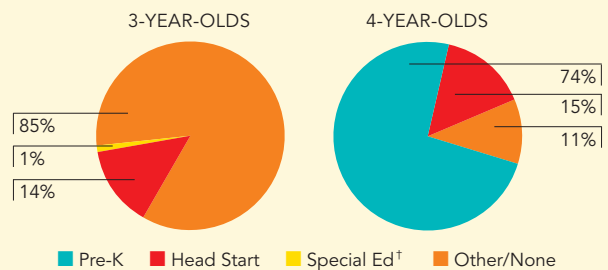
RESOURCES RANKINGS	
STATE SPENDING	ALL REPORTED SPENDING
27	9

# OKLAHOMA EARLY CHILDHOOD FOUR-YEAR-OLD PROGRAM

## ACCESS

Total state program enrollment .....	38,441
School districts that offer state program .....	98%
Income requirement.....	None
Hours of operation .....	2.5 hours/day (half-day) and/or 6 hours/day (full-day); 5 days/week <sup>1</sup>
Operating schedule .....	Academic year
Special education enrollment .....	4,137
Federally funded Head Start enrollment .....	15,124
State-funded Head Start enrollment.....	0 <sup>2</sup>

STATE PRE-K AND HEAD START ENROLLMENT AS PERCENTAGE OF TOTAL POPULATION



<sup>†</sup> This is an estimate of children in special education who are not enrolled in state-funded pre-K or Head Start.

## QUALITY STANDARDS CHECKLIST

POLICY	STATE PRE-K REQUIREMENT	BENCHMARK	DOES REQUIREMENT MEET BENCHMARK?
Early learning standards .....	Comprehensive .....	Comprehensive	<input checked="" type="checkbox"/>
Teacher degree.....	BA/BS .....	BA	<input checked="" type="checkbox"/>
Teacher specialized training .....	ECE certification for birth-3 .....	Specializing in pre-K	<input checked="" type="checkbox"/>
Assistant teacher degree .....	Must meet NCLB requirements <sup>3</sup> .....	CDA or equivalent	<input type="checkbox"/>
Teacher in-service .....	75 clock hours/5 years .....	At least 15 hours/year	<input checked="" type="checkbox"/>
Maximum class size .....	.....	20 or lower	<input checked="" type="checkbox"/>
3-year-olds .....	NA		
4-year-olds .....	20		
Staff-child ratio.....	.....	1:10 or better	<input checked="" type="checkbox"/>
3-year-olds .....	NA		
4-year-olds .....	1:10		
Screening/referral.....	Vision, hearing, health; .....	Vision, hearing, health; and	<input checked="" type="checkbox"/>
and support services	and support services <sup>4</sup>	at least 1 support service	
Meals.....	At least 1 meal <sup>5</sup> .....	At least 1/day	<input checked="" type="checkbox"/>
Monitoring .....	Site visits and other monitoring .....	Site visits	<input checked="" type="checkbox"/>

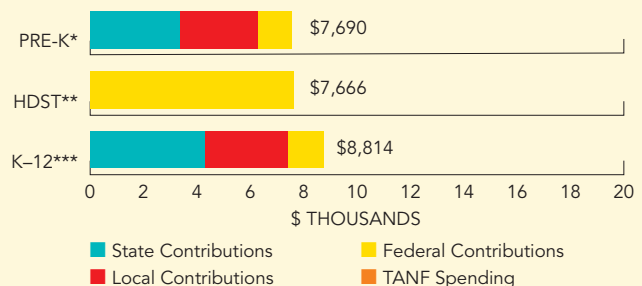
**TOTAL BENCHMARKS MET**

**9**

## RESOURCES

Total state pre-K spending .....	\$133,029,544 <sup>6</sup>
Local match required? .....	No
State Head Start spending .....	\$2,191,700 <sup>2</sup>
State spending per child enrolled .....	\$3,461
All reported spending per child enrolled* .....	\$7,690

SPENDING PER CHILD ENROLLED



\* Pre-K programs may receive additional funds from federal or local sources that are not included in this figure.

\*\* Head Start per-child spending for the 2010-2011 year includes funding from the American Recovery and Reinvestment Act (ARRA).

\*\*\* K-12 expenditures include capital spending as well as current operating expenditures.

Data are for the '10-'11 school year, unless otherwise noted.

<sup>1</sup> Providers may choose from three program options: a half-day program with 2.5 instructional hours daily, a full-day program with 6 instructional hours daily, or a combination of both options. Districts can choose to offer a longer day but will not receive additional state funds through the state aid formula. All programs operate 5 days per week.

<sup>2</sup> State Head Start funds are used to provide extended-day and additional services.

<sup>3</sup> Assistant teachers must meet federal requirements to be highly qualified under NCLB. They must have an AA, or 48 credit hours of college coursework, or pass one of two state-approved tests that do not have specific educational requirements. One test is the Oklahoma General Education Test (an exam required for pre-K-12 public school teachers) and the other is a national test for para-professional status.

<sup>4</sup> Support services include parent conferences and/or home visits annually, parent involvement activities, health services for children, information about nutrition, referral to social services, and transition to kindergarten activities. Programs must also offer or make referrals for other services including mental health services (counselors), health services (school nurse), and all other typical public school program services (such as early intervention, transition programs, and literacy coaches).

<sup>5</sup> At least one meal is provided through the Federal Child Nutrition Program. This federal program does not provide snacks for students, so snacks are determined locally.

<sup>6</sup> This is an estimate of total state spending as the state did not report actual spending.